

Republic of the Philippines  
**CABAGAN WATER DISTRICT**  
A Government - Owned & Controlled Corporation  
Centro, Cabagan, Isabela  
Telefax No. (078) 396-0065

## **BUDGET FOR CY 2016**

### **Table of Contents**

<b>Contents</b>	<b>Page</b>
Operating Revenues Budget	1
Income Statement Budget	2-3
Cash Flow Statement Budget	4
Capital Expenditures Budget	5

*"Water is life, Save it"*

**CABAGAN WATER DISTRICT**  
**2016 PROJECTED OPERATING REVENUES**

No. of Service Connection:	3,650	<b>Amount</b>
1. Residential	3,430	17,069,052.00
Average Consumption	17	
2. Commercial	220	2,428,668.00
Average Consumption	23	
 Projected Revenues On		
Metered Sales - General Consumers		19,497,720.00
Other Business & Service Income		1,000,000.00
Fines & Penalties	32%	<u>600,000.00</u>
	<b>TOTAL</b>	<b>21,097,720.00</b>

Republic of the Philippines  
**CABAGAN WATER DISTRICT**  
**2016 PROJECTED INCOME STATEMENT**

		<b>Budgeted</b>
628	Other Business & Service Income	1,100,000.00
639	Income from Waterworks System (95%)	18,132,879.60
649	Fines and Penalties	577,467.00
662	Less: Discount	(450,000.00)
		<b>19,360,346.60</b>
701	Salaries and Wages - Regular	5,516,304.00
706	Salaries and Wages - Job Order	735,000.00
711	Personal Eco, Relief Allowance (PERA) (3)	450,000.00
712	Additional Compensation (ADCOM) (1)	150,000.00
713	Representation Allowance (RA)	162,000.00
714	Transportation Allowance (TA)	162,000.00
715	Clothing/Uniform Allowance	120,000.00
717	PIB	48,000.00
717-1	PBB	1,139,384.00
717-2	PEI	459,692.00
719	Other Bonuses & Allowances	250,000.00
723	Overtime Pay	10,000.00
724	Cash Gift	120,000.00
725	Year End Bonus	459,692.00
731	Life & Retirement Insurance Contribution	772,282.00
732	Pag-Ibig Contributions	110,326.00
733	Philhealth Contributions	66,000.00
734	ECC Contributions	29,000.00
742	Terminal Leave Benefits - with monetization	445,600.00
742-1	Provident Fund 4%	200,000.00
749	Other Personnel Benefits (Directors Per Diems)	441,000.00
	GAD 5%	600,000.00
	HRD	200,000.00
	<b>Total Personnel Services</b>	<b>12,646,280.00</b>
	<b>Maintenance &amp; Other Operating Services</b>	
751	Traveling Expenses and Per Diem	170,000.00
753	Training Expense & Per Diems	140,000.00
755	Office Supplies Expense	100,000.00
761	Gasoline, Oil & Lubricants Expense for PS and Office	130,000.00
761-1	Gasoline, Oil & Lubricants Expense for SC & Vehicles	130,000.00
765	Other Supplies Expense - Chemical & Filtering	200,000.00
766	Water Expense- for drinking in the office	8,500.00
767	Electricity Expense for PS	2,200,000.00
767-1	Electricity Expense for Office	120,000.00

768	Cooking Gas Expense	3,000.00
771	Postage & Deliveries	5,000.00
772	Telephone Expenses (Landline/Internet)	60,000.00
773	Telephone Expense - Mobile	13,000.00
775	Cable & Telegraph Expense	3,000.00
778	Membership, Dues & Contribution to Organizations	60,000.00
780	Advertising, Promotional & Marketing Expenses	10,000.00
781	Printing Expenses	10,000.00
782	Rent/Lease Expenses	150,000.00
783	Representation Expenses	50,000.00
786	Subscription Expenses - newspaper, magazines & etc	17,000.00
793	Professional/Consulting Services	60,000.00
793-1	Auditing Services	50,000.00
	R/M - Building	50,000.00
821	R/M - Office Equipment	25,000.00
822	R/M - Furniture & Fixtures	5,000.00
841	R/M - Motor Vehicle	30,000.00
851	R/M - IT Equipments	30,000.00
854	R/M - Artesian Wells, Reservoir & Pumping Stn.	300,000.00
878	Donations	20,000.00
884	Miscellaneous Administrative & Gen. Expense	150,000.00
884-1	Discretionary Fund	100,000.00
891	Taxes, Duties & Licenses	200,000.00
892	Fidelity Bond Premiums	5,000.00
893	Insurance/Reinsurance Premiums	20,000.00
893-1	Collective Negotiation Agreement Incentive	600,000.00
901	Bad Debts Account	600,000.00
915	Depreciation - Other machine & Equipment	15,000.00
921	Depreciation - Office Equipment	10,000.00
922	Depreciation - Furniture & Fixtures	42,998.00
941	Depreciation - Motor Vehicles	15,000.00
950	Depreciation - Artesian Wells, Reservoir & PS	500,000.00
951	Depreciation - IT Software	80,000.00
	Depreciation- Office Building	5,000.00
	<b>Total O &amp; M</b>	<b>6,492,498.00</b>
	Total Personnel Serv./O & M Expense	19,138,778.00
	Financial Expenses	
	Bank Charges	5,000.00
	Interest Expenses	100,501.00
	Other Financial Charges (Check Purchased)	3,000.00
	TOTAL Financial Expenses	108,501.00
	Total PS, O & M & Financial Expense	<b>19,247,279.00</b>
	Income/Loss from Operation	113,067.60
	Add: Other Income	10,000.00
	<b>NET INCOME FROM OPERATION</b>	<b><u>123,067.60</u></b>




Republic of the Philippines  
**CABAGAN WATER DISTRICT**  
 2016 PROJECTED CASH FLOW STATEMENT

	Budgeted
<b>RECEIPTS:</b>	
<b>Cash Flow from Operating Activities</b>	
<b>Cash Inflows:</b>	
Collection of Water Bills	17,324,010.00
Arrears Previous Year	1,300,000.00
Collection from Other Revenues (tapping fee, materials, rec fee & Ot	972,000.00
Guaranty Deposit	112,760.00
Refund of A/R - Others	100,000.00
Interest Income	20,000.00
	<b>19,828,770.00</b>
<b>TOTAL CASH INFLOWS</b>	
<b>CASH OUTFLOWS:</b>	
Payment of Operating Expenses	6,500,000.00
Payroll	1,920,000.00
Fuel/Power for Pumping	200,000.00
Chemicals	4,000,000.00
Other O & M Expense	1,121,107.00
Payment of Payables (CPLTD, Other Charges)	1,480,000.00
Payment of Materials & Office Supplies Inventory	835,488.00
Payment of Remittances - GSIS, Pag-Ibig ,Philhealth & BIR	-
	<b>16,056,595.00</b>
<b>TOTAL CASH OUTFLOWS</b>	
Total Cash Provided (used by Operating Activities)	-
Cash Flows from Investing Activities	-
<b>CASH OUTFLOWS</b>	<b>16,056,595.00</b>
Purchase/Construction of	-
Buildings	50,000.00
Office Equipment/ IT Equipment	150,000.00
Furniture & Fixtures	50,000.00
Transportation Equipment	1,500,000.00
Other Plant, Plant & Equipment	200,000.00
Materials Inventory	950,000.00
	<b>2,900,000.00</b>
<b>Total Cash Outflows</b>	
Total Cash Provided (used by Investing Activities)	-
<b>Cash Outflows</b>	<b>18,956,595.00</b>
Payment of Interest on Loans Payable & Other Financial Acti	100,501.00
	<b>19,057,096.00</b>
<b>Cash Provided by Operating, Investing &amp; Financial Activities</b>	
Less: Bank Charge	1,000.00
	<b>770,674.00</b>
<b>Cash Inflows/Outflows</b>	
Add: Cash and Cash Equivalent - Beginning	11,000,000.00
	<b>11,770,674.00</b>
<b>Cash And Cash Equivalent - Ending</b>	

Republic of the Philippines  
**CABAGAN WATER DISTRICT**  
2016 PROJECTED CAPITAL EXPENDITURES

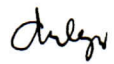
Plant, Building, Structure, Machinery & Equipment	Quantity	U Price	Budget
1. Capital Replacement			
a. Water Meter	400	pcs.	400,000.00
2. Capital Renewal			
a. Fittings, Valves and Appurtenances	1	lot	100,000.00
b. Repainting of San Juan, ISU, Catabyungan & Ugad Pumping Station and Office Building, Elevated Tank	6	lots	350,000.00
3. New Capital Investment			
a. Tools	1	lot	250,000.00
b. IT Equipment/Furniture and Fixture/Office Equipment	1	lot	300,000.00
c. Service Vehicle (Passenger Van) & Motor Vehicle	1	lot	1,500,000.00
d. Warehouse with Sub Office at San Juan	1	lot	650,000.00
e. Drilling of Deep Well at Riverside and Poblacion	2	lot	3,000,000.00
f. Generator Set for Catabayungan, Cansan & San Juan	3	units	700,000.00
g. Submerssible Pump & Electro Mechanical Facilities	2	units	800,000.00
h. Filter Bench and Shed @ San Juan, ISU & Cansan Pumping St	3	lot	300,000.00
i. Expansion Projects	2	lot	300,000.00
j. Materials and Supplies Inventory for Service Connection			1,500,000.00
k. Other Plant & Equipment			330,000.00
l. Pumphouse and Fence at Cansan			500,000.00
	<b>TOTAL</b>		<b><u>10,980,000.00</u></b>

PREPARED AND SUBMITTED BY:

  
**JACQUELINE M. TALAUE**  
Administrative Supervisor


  
**EDWIN P. BAUTISTA**  
Finance & Commercial Supervisor

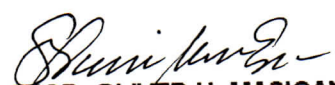
  
**ANTONIO R. PAGUIGAN**  
Technical & Engineering Supervisor

  
**DORIS M. MALAYAO**  
General Manager

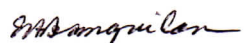
APPROVED UNDER BOARD RESOLUTION NO.: 01 S 2016

  
**ESTER Z. ANTONIO**  
Chairman, BOD

  
**RODOLFO G. TAGUINOD**  
Member, BOD

  
**ENGR. OLIVER U. MASIGAN**  
Vice-Chairman, BOD

  
**LELITA T. RAMOS**  
Member, BOD

  
**EDITHA R. BANGUILAN**  
Member, BOD